

Tifón Corporación Industrial, S.A.
Barcelona, Madrid, Valencia, Alicante, Castellón
www.carretillasatlet.com | 902 115 371 | info@carretillasatlet.com

FOUR-WAY REACH TRUCK

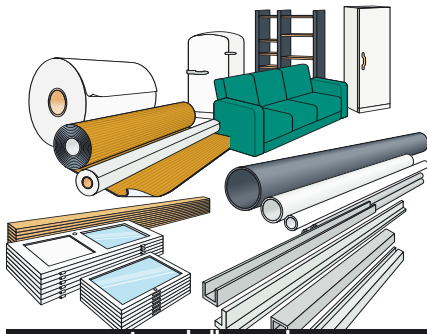
UFS TERGO AC POWER PLUS

FOR LOADING/UNLOADING, TRANSFER AND
STACKING OF LONG AND BULKY GOODS



ATLET

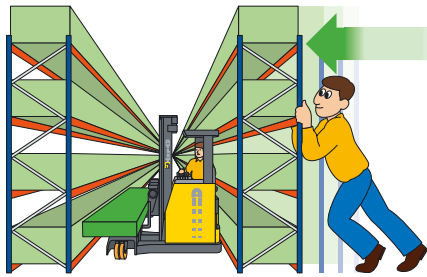
WIDE, LONG LOADS IN NARROW AISLES



Long, bulky goods.

Wide loads and long loads need not mean wide aisles and wide doorways.

With the Atlet Four-way reach truck the aisles can be cut to 2.2–3 metres, whatever the length of the load! This means a greatly reduced storage space requirement for many companies handling goods of this kind.



Compact the store—save up to 30 %!

Long goods or pallets

The Atlet Four-way reach truck can load both long goods and all types of pallets.

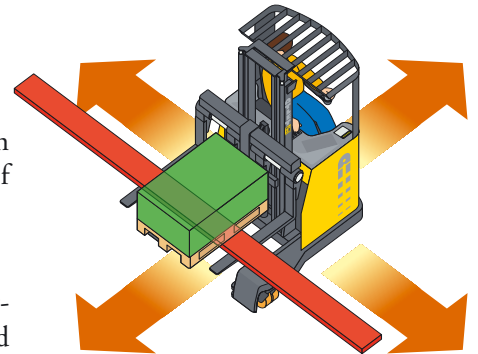
A truck for all handling!

For loading and unloading. For internal transfer. For taking into stock and stacking in ordinary pallet racks, cantilever racks or special racks for long goods, and for block stacking.

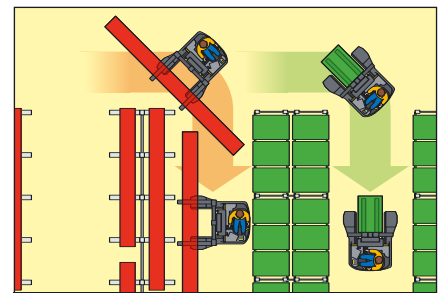
A genuine reach truck that can also go sideways!

The secret is in the smart driving method. The truck can be driven in any direction with absolute precision. Uses space as efficiently as the conventional reach truck thanks to the reaching mast.

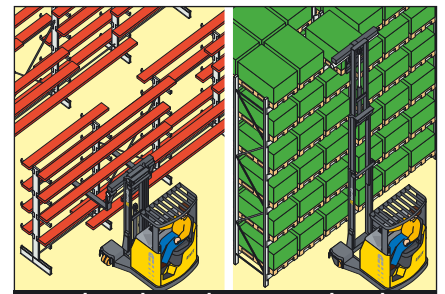
The Atlet Four-way reach truck therefore offers a complete handling solution for warehouses with both pallet goods and long goods. Economical, ergonomic, and efficient.



Handles all types of load. Can drive in any direction. With quick setting for 90°



Drives sideways or forwards/backwards.

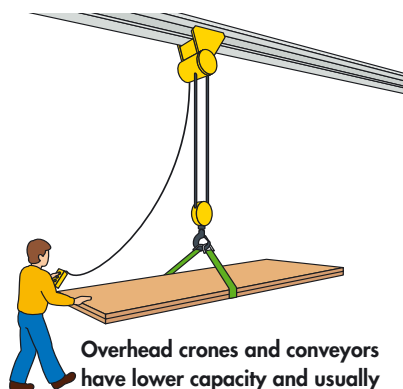


Side stacker and conventional reach truck all in one.

EXPENSIVE WAYS OF HANDLING LONG LOADS

Long, awkward and bulky goods are often handled inefficiently. This can increase operational costs, such as space, handling time, staffing, ergonomics, etc.

Counterbalance trucks need a large handling area and wide aisles and doorways. The truck can only go forwards and backwards. Double handling is often necessary.



Overhead cranes and conveyors have lower capacity and usually requires double handling somewhere in the handling chain.

Pedestrian carts are inefficient. Ergonomically poor for loading, unloading and transport.



Simple hand pallet trucks can sometimes serve as handling aids for long goods, but they are very slow.



BOTH LONG LOADS AND CONVENTIONAL PALLETS

The Atlet Four-way reach truck represents the ideal solution when both long loads and standard pallets are being handled. The driving style and comfort are the same as in Atlet's prize-winning conventional reach trucks.

The same winning concept gives the Four-way truck its high performance. Goods are as easy to handle in stores and warehouses as in production areas. Precise and simple lateral posi-

tioning of the truck with the aid of the instant 90° wheel positioner. Sideways travel gives excellent visibility and rapid pallet handling.



Narrow doors are the eye of the needle with long goods. Driving sideways is the only answer.



Flexible handling in cantilever racking for handling at higher levels the driver leans back and the seat tilts 15 degrees..



Smooth production supply. From warehouse to machine with one truck with its compact dimensions Atlet's four-way truck is as easy to manoeuvre as an ordinary reach truck.



All types of pallets can be handled. The tilting mast secures the load. With hydraulic fork spread you easily and quickly adjust for different load widths.



Crisp handling and a steady course when travelling sideways. Important for speed and safety.



High-density block stacking of mixed goods.

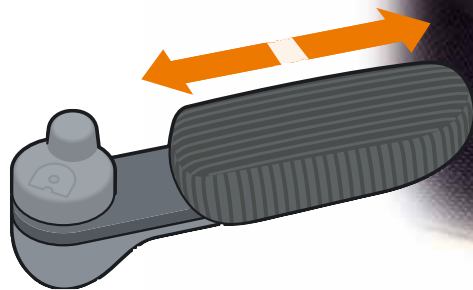
EFFICIENCY AND FIRST-CLASS ERGONOMICS

The truck computer guarantees maximum availability. It indicates and monitors numerous electrical and hydraulic functions: battery status, operating statistics such as lifting and travel time, fault diagnosis, oil and temperature monitors etc. The driving characteristics are also fine-tuned by the computer.

Four different driver categories and up to 350 personal driving styles are possible. The truck cannot be driven by unauthorized persons without the driver's personal code.



Fan-shaped fingertip controls. Power-assisted levers with wrist support. Controls and panel are longitudinally adjustable. Armrest vertically and horizontally. The seat tilts 15 degrees simply by leaning back. The driving position has practical bins and boxes for papers and oddments.



There is a choice of mini or midi steering wheel as standard. The miniwheel has been shown to give the most ergonomic driving. The small movements of the wheel and the floating armrest prevent strain to the neck and shoulders. In addition the miniwheel gives

quicker and more accurate control. The midiwheel can be angled sideways for maximum comfort. The truck has servo steering—light and precise. 360-degree steering as standard.



MAXIMUM ACCESS



The Atlet Four-way truck is built for maximum availability. This is ensured by the quality and reliability of each individual component.

Servicing times have been cut by 30% by the new accessibility concept— one cover, one bolt, everything accessible without extensive dismantling.

This is further ensured by the quality and reliability of each individual component.

The truck computer also enables the service engineer to locate faults quickly and to detect signs of wear, making it possible to prevent downtime.

ATLET'S FOUR-WAY REACH TRUCK SAVES TIME AND SPACE

High performance

The Atlet UFS is a quick truck with high performance for both driving and handling. It also uses space very efficiently compared with other four-way reach trucks. Handling time and space are saved. Either adjust the

store to the truck—and save space—or use the space for quicker and safer handling. Approx. 50% of truck-driving often takes place with no load—i.e. the truck is driven like a conventional truck in a normal direction.

Compact dimensions

Compact dimensions make the UFS as quick and versatile as an ordinary Atlet reach truck, which means a high degree of utilization.

AC drive and high performance are particularly valuable in a four-way reach truck. Atlet's UFS Tergo has the latest AC technology and superb performance at a low running cost.

Rapid transport

The Atlet Four-way reach truck has a travel speed of 12 km/hr with load or unloaded. With a battery capacity of up to 900 Ah the truck can be driven intensively with maximum loads without loss of efficiency.

Lift height, up to 9.7 m
Load capacity, up to 2500 kg.
Load width: up to 8 m.
Fork spread: 560–2220 mm.

The Atlet Four-way reach truck does the job of a conventional side stacker without the limitations because it can be driven in any direction. Moreover the direction of travel can be shifted 90° by just pressing a button.

The fork spread can be 2220 mm, allowing handling and transport of very long loads.



The drive wheel and right castor automatically turn 90° at the push of a button. Simple, speedy and safe.

GOOD VISIBILITY MEANS SAFETY

The handling of long goods requires extra visibility if damage and accidents are to be avoided. The ability to drive the truck in any direction makes it very easy to maneuver long goods in the safest manner.

The free-view mast assists stacking. When the driver decides to drive loads first he has good visibility and an all-round view when traveling sideways.



The free-view mast gives good visibility for handling and driving.



When traveling sideways the driver has a good view of the goods and the working area. Sideseated driver provides best ergonomics when driving sideways.

ATLET

Atlet AB, S-435 82 Mölnlycke, Sweden
Tel: +46 31-98 40 00 Fax: +46 31-88 46 86
info@atlet.se www.atlet.com

ATLET Ltd., THAME Oxon OX9 3 SP
Telephone: 01844 215501. Telefax: 01844 216492
www.atlet.co.uk.



Standard components give advantages

Atlet has developed a consistent component standard for all its trucks. Some 3,000 components cover the whole range.

This has a number of advantages:

- Every component is of high quality.
- Tried-and-tested components give higher truck availability (less down time).
- The number of frequently required spare parts is low (about 400), enabling each service vehicle to be fully equipped and to have an immediate level of service of no less than 95%.
- New models and customized versions are based on proven components.

Atlet offers a complete truck range for internal materials handling. Developed and manufactured at Atlet's headquarters in Mölnlycke.